

Name: _____





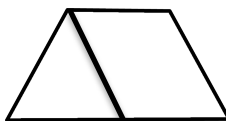

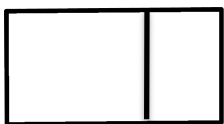

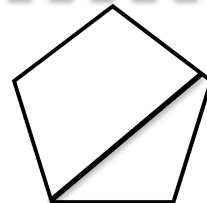

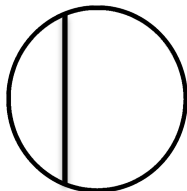
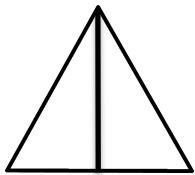
Equal Parts



Directions: Cut out the shapes and place them in correct column.

Equal Parts

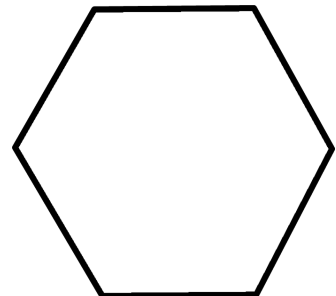


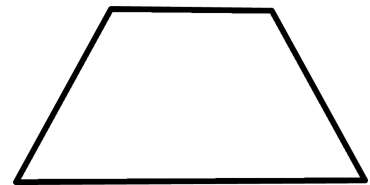
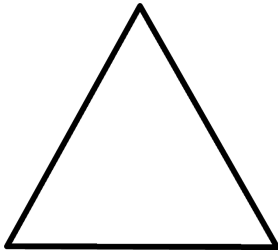


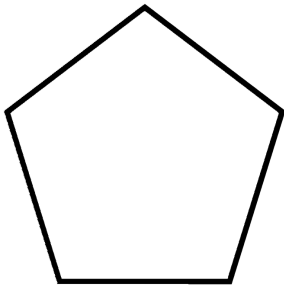
Not Equal Parts




Name: _____

Symmetry

Directions: Put a line of symmetry on each shape.





Credits & Info

I hope you enjoy this freebie! It is part of my Valentine's Day Math and Literacy Pack. Please check it out! Kara Knoth

Thanks to these ladies for the use of their clipart!

