

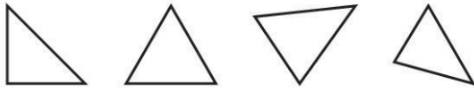
# Attributes of Shapes

## Family Note

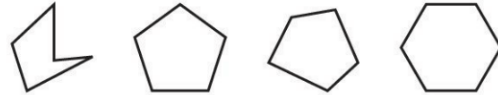
In this lesson children played a game called *Shape Capture*, in which they “captured” shapes based on attributes: the number of sides, the number of angles and vertices, the number of right angles, the number of pairs of parallel sides, and side lengths. After your child has completed the Home Link, discuss how the shapes he or she circled are different from the others.

**Please return this Home Link to school tomorrow.**

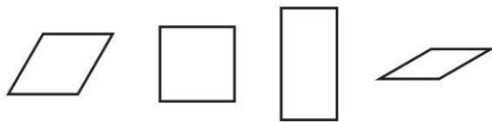
- ① Look at the number of right angles. Circle the shape(s) with 1 right angle.



- ② Look at the number of sides and angles. Circle the shape(s) with 5 sides and 5 angles and 5 vertices.



- ③ Look at the lengths of the sides. Circle the quadrilateral(s) with 2 pairs of equal-length sides.



- ④ Look at the opposite sides. Circle the quadrilateral(s) with one or more pairs of parallel sides.

