

Rotocopter Seed Pod - Directions

Page 1 of 2

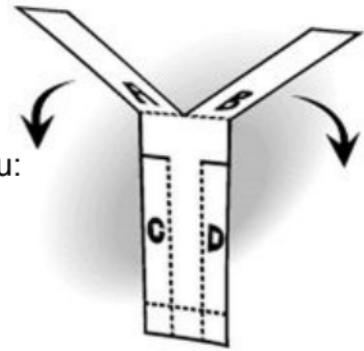
This seed pod spins through the air. It's a little bit like a maple seed.

Here's what you do:

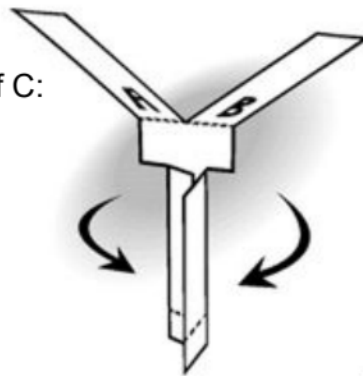
1. Write your name on your Rotocopter. When your seed flies away, you'll want to be able to find it again.

2. Cut along the solid lines of your Rotocopter pattern.

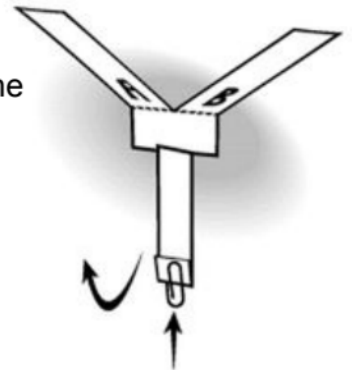
3. Fold on the dotted lines. Fold A toward you and fold B away from you:



4. Fold C toward you. Then fold D on top of C:



5. Fold the bottom up and slide the paper clip on. The paper clip is the seed in this seed pod.



6. Now your Rotocopter is ready to fly. Hold it with the paper clip pointing down and drop it.

7. Does dropping the Rotocopter with the paper clip pointing sideways change the way it falls?

How about dropping it with the paper clip nose pointing up? Figure out which way you want to drop the Rotocopter when you are trying to avoid the Zone of Darkness.

Rotocopter Seed Pod (includes one extra)

Page 2 of 2

A	B
_____ Your Name	
C	D

A	B
_____ Your Name	
C	D